



Curriculum Newsletter

Year 5 Term 4

Welcome to Term 4 everyone! We look forward to another exciting term with you all, full of amazing learning! This newsletter will give you a brief overview of what your child will be covering up until the Easter break. If you have any questions please speak with any member of the Senior Leadership Team in the morning or see your child's teacher at the end of the school day. If you think your conversation will require more time, please arrange a meeting with the teacher via the class email account.

As always, please email the main school account – manorprimary@sgmail.org.uk for any urgent matters or issues relating to attendance, school dinners, FOMS events etc. The class email is not read throughout the day as teachers are teaching and managing the class.

We would also like to remind our families that we are a nut-free school. Some of our children suffer with various allergies and so in order to keep everyone safe, we ask that you do not include food items containing nuts in your child's lunch box or as a break time snack. We would also like to reiterate that we encourage our KS2 children to bring in a **healthy snack** from home to have at break time. **This may include a piece of fruit or a healthy cereal bar.** Other snacks (such as crisps, biscuits and chocolate) are only to be eaten at lunch time if they are brought in at all. We also ask that no sweets, such as Haribo, are brought in at all. Thank you.

We ask that children come to school in their full school uniform. Please refer to our school website for further information on this - <https://www.themanorcofeprimary.org.uk/school-uniform>. Please also note our expectations on P.E kits – we have a supply of spare tops and jogging bottoms to lend to children if they are unable to wear the correct kit to school.

If you have any questions, please do get in touch.

English

In English this term, we will be basing our writing off of the short film 'One Small Step'. The story follows a young girl, Luna, and her father as they navigate Luna's dream of someday becoming an astronaut. We will be focusing on the following skills within our writing:



- Using commas to clarify meaning or avoid ambiguity
- Using the perfect form of verbs to mark relationships of time
- Indicating degrees of possibility using adverbs.



As always, we will be ensuring our spelling is the best it can be. Please practice the home learning spellings to ensure our writing is accurate.

Reading

At the end of this newsletter, we have attached some question prompts you might want to use when you read with your child. If you have any questions about how to support your child at home please speak with your class teacher at the end of a school day.



Maths

In Maths this term we will develop our understanding of multiplication and division. Here, we will be learning to multiply a 2-digit number by 2, 3 and 4 digit numbers. We will also be consolidating our understanding of division, ensuring we are using the most efficient methods.

3	4	x	2	5	=	8	5	0
			3	4				
		x	2	5				
			1	7	0			
+			6	8	0			
			8	5	0			

Instant times table recall facts are essential in this learning- so keep up the practice on Times Table Rock Stars to ensure multiplications are accurate.

If you would like any information on how we teach these methods in class or guidance on how to support at home, please do not hesitate to speak to your class teacher.

Topic Subjects

Our Foundation Subject Topic this term is 'The Heart of North America'

We will be learning all about the continent North America and its varied countries. We will be exploring the physical features that make this continent so special, and discovering some of its main landmarks. We will be creating travel brochures for some of North America's countries, before turning our focus to its deserts.

As well as this, we will be learning all about materials and states of matter. As scientists, we will be exploring what makes something a solid, liquid or a gas. We will look at how we can create changes in state, including using heat to accelerate this change. We will be asking developing our own scientific enquires and looking at processes such as evaporation, dissolving and filtering. We will also be considering which materials are most suitable for different tasks based on their properties such as magnetism, strength, flexibility and hardness.

Please find below some of the key facts that your child will learn. We will use these facts in our quick recall quizzes and we will be referring back to them over the term. Ask your child about these questions at home to help them remember the knowledge!

- How many countries make up North America?
- Which hemisphere is North America located in?
- What are some examples of human and physical geography that you can find in North America?



Your child will be taking part in P.E on **Wednesday and Thursday**. We ask that children come to school dressed in their P.E kits on the days that they have P.E. We would like to remind our families that this involves wearing a gold P.E top and black shorts or black jogging bottoms and white/black trainers/daps. Usual school sweatshirt/ cardigan can be worn with this – no other sweatshirts to be worn please.





Home learning Expectations

Home Reading – We kindly ask that your child reads at least 5 times a week at home. Please prioritise this as this is proven to be the most impactful for children and their learning in school.

Maths –Times Table Rock Stars practise (Years 2 to 6) – a total of at least 20 minutes on 'Garage mode'.

Spellings – Please practise the weekly spellings at home to support the learning in school (Years 1-6) - around 15 minutes in total.

	<p>Please ensure you record evidence of your home learning in your home learning books so that you receive your 'Home Learning Hero' time!</p>
	<p>We are excited to invite you to join us in our mission to foster a love for reading among our young learners at The Manor. Reading is a fundamental skill that lays the foundation for a lifetime of learning. We are seeking parent/carer volunteers who can spare some time to read with our children. Your support and enthusiasm can make a significant difference in their reading journey. If you can spare an hour or so a week to read with our brilliant readers, please contact the class teacher. Thank you!</p>
	<p>Please ensure your child has a bottle of water at school every day.</p> <p>Also please make sure that their belongings including school uniform, PE kit, book bags, lunch boxes and water bottles are all clearly labelled with your child's name and class. Un-named uniform will be taken to the main entrance and put into lost property to be collected.</p> <p>We ask children not to bring toys or items from home into school unless invited to do so by their class teacher.</p>

Year 5 Term 4 Key dates:

- 1st March – Open Classroom at end of day (3pm)
- 7th March – World Book Day (children can dress up as their favourite book character)
- 8th March – World Book Day celebration in main hall at end of the day (from 3.15pm)
- 8th March – FOMs Mother's Day Crafts in school
- 11th – 15th March – British Science Week
- 18th – 21st March- Y5 Bikeability
- 25th and 26th March – Parent & Carer Consultations
- 27th March – Easter Service @ St. Saviours Church 1.30pm

Question Prompts to use when reading with your child



The Book Introduction

Relate the story to the children's own experience (fiction)

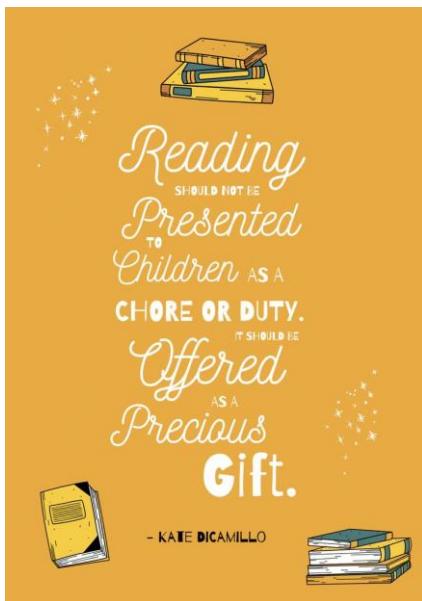
Tap into the children's prior knowledge of the subject (non-fiction)

Very brief overview of the story without revealing too much

Look at front cover and encourage prediction - Who? Where? What?

Look at back cover and blurb

Look at illustrations



Recall Questions

Where does the story take place?

When did the story take place?

What did he/she look like?

Who was he/she?

Where did he/she live?

Who are the characters in the book?

Where in the book would you find ...?

Simple Comprehension Questions

What do you think is happening here?

What happened in the story?

What might this mean?

Through whose eyes is the story told?

Which part of the story best describes the setting?

What words and/or phrases do this?

What part of the story do you like best?



Investigative Questions

What makes you think that?

What words give you that impression?

How do you feel about...?

Can you explain why ...?

I wonder what the writer intended?

I wonder why the writer decided to...?

What do these words mean and why do you think the author chose them?

Has the author used adjectives to make this character funny?

Why did the author choose this setting?

