



Home Learning



Year 1 Week 4

It has certainly been an unusual start to term 5. I missed welcoming the children back into class and hearing all their stories about what they have been up to over the Easter holidays. However, it has been wonderful to read through all the blog posts and see pictures of all the great activities that are going on. Thank you to everyone who has sent photos of your learning at home so far – I have included some below. Please feel free to share these on the blog too.

Below are some ideas for activities next week in your home learning.

English

Draw a picture of something you can see. It could be of your garden, your house or maybe even your pet. Add as much detail as you can. Now label the drawing. Consider using noun phrases for the labels such as 'huge, red slide' to add more description. Once you have completed this please take a picture and share it on our class blog or send it to the school email so we can share your work on upcoming newsletters.

Spelling

Practise these different Year 1 spelling words:

- I'm
- water
- because
- old
- here
- don't

WATER

You may want to practise them by drawing them in bubble writing. You could colour them in to make them stand out.

Reading


The next story I would like you focus on is Cockatoos by Quentin Blake. If you have this book at home you could share it with someone in your family but if you don't then you can use the link below.

<https://www.youtube.com/watch?v=Gg3fSdAln58>

Could you find all of the cockatoos on each page? You could try to design a new page for the book. Illustrate a part of Professor Dupont's house. Where could the cockatoos be hiding in your illustration? Challenge the people in your family to find all of the cockatoos in your new page.

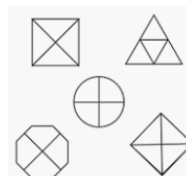
Maths

You could practise counting in 5's. Start by writing the calculations and the answers for the 5 x table on separate bits of paper. Ask a family member to muddle them up. Can you match up the calculations to the answers? Can you make the calculations with objects?



Following on from fractions last week, you could now try to find $\frac{1}{4}$. Start by drawing some shapes. Colour a $\frac{1}{4}$ of those shapes. Remember the 4 parts need to be equal.

Now try and find a $\frac{1}{4}$ of an amount of objects. Collect some objects from around the house and use these to find a quarter. For example $\frac{1}{4}$ of 8 is 2.



CHALLENGE: How many different ways can you colour in $\frac{1}{4}$ of a square?

White Rose Maths

White Rose Hub has some fantastic resources to help with Maths. Check out the link below. They have uploaded videos and activities to support Maths home learning. The videos are incredibly informative and the activities allow children to practise the Mathematical skills.

<https://whiterosemaths.com/homelearning/year-1/>


Topic

Head on over to the school website to find our new knowledge organiser for Term 5. This term our topic is 'Cracking contraptions' and we will be focussing on the historical figures, the Wright brothers.

Use the knowledge organiser, books or search engines to research the Wright brothers. The link below has a good video to show what the Wright brothers did and why they are such important historical figures.

<https://www.youtube.com/watch?v=Z1LCUtPx73o>

Once you know a little more about the brothers, you could create a poster about them. You could add facts that you have learnt, diagrams of their inventions and some key dates. You could even try to build a model of their most famous invention.



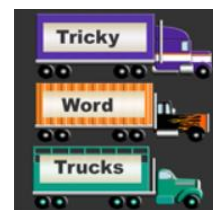
Phonics

Keep practising your phonics. This can be done by:

- Phonics Play online – all resources are free during the school closures. Please use the username: march20 and password: home. You can now use their new website which allows you to play the games on tablets and phones.
- Write words containing 'ee', 'ea', and 'ey'. Can you sort them into columns?



- Can you make your own Tricky Word Trucks? You could draw trucks and add tricky words. You could make these into flashcards and ask a member of your family to test you on them!



Gem Power Challenge



Your Gem Power Challenge this week is to use your ruby power. Think about what makes a good learner – listening, using eye contact, being an active listener. Although it may be tricky, think about how you can develop and practise using these skills at home.

Home Learning Stars of the Week



I have been looking at our class blog, Purple Mash, EdShed spellings, Numbots and TT rock stars to spot my 'Stars of the Week'. A big shout out to the 11 children who have spent time on Spelling Shed this week. Well done to Zac, Emily, Archie and Ana in particular who have played the most games. It is great to see that 16 children have logged in to Numbots/TT Rock Stars in the last 7 days. Also, a big well done to Isaac and Maisie, who have spent the most time on TT Rock Stars and Molly, Zachary and Maxwell who have spent the most time on Numbots over the week. Great job! It's also fantastic to see that 22 of you have logged on to Purple Mash in the last 7 days. Well done to Maxwell, Annabelle and Darcie and Harriet who have completed the most 'to do's' this week – I have enjoyed looking at your work that you have been handing in recently. I have set lots of 'to do's' to keep you occupied at home. These can be found on the 'to do' tab at the top of the home page. There is a whole range of activities such as Maths, English and art and don't forget you can also play the games on there too! Keep adding to the class blog. It has been lovely seeing and reading about everything you have been doing.



Thank you to everyone who has sent pictures. Here a few of the things that have been happening at home.

Danny has been designing trains in his back garden. Danny, his mum and his brother, James, have been creating stories of where they are going on the train.



Zachary has been learning about Neil Armstrong, the first man on the moon. He even made a rocket!