



# Curriculum Newsletter

## Year 2 Term 1 2023/24

Hello! Welcome to Year 1! We hope you have all enjoyed a fantastic Summer break, full of adventure and spending time with family. We cannot wait to start our amazing learning. Below we have detailed what we will be covering in our first term up to the half term break. If you have any questions please speak with any member of SLT or see your child's teacher at the end of the school day.

A few reminders before we kick off the new year!

- We ask that children come to school in their full school uniform. Please refer to our school website for further information on this - <https://www.themanorcofeprimary.org.uk/school-uniform>
- We would also like to remind our families that we are a nut-free school. Some of our children suffer with various allergies and so in order to keep everyone safe, we ask that you do not include food items containing nuts in your child's lunch box or as a break time snack.
- We would also like to reiterate that as your child is in KS1, they receive a healthy snack provided by school. We therefore ask that all children in KS1 (Year R – 2) **do not** bring in an additional snack. Apologies for any miscommunication at the 'meet the teacher' evening!

### English

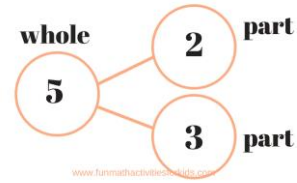

In English this term we will be looking at a slightly different version of the story of 'George and the Dragon'.

We will be focussing on adding adjectives to make our writing more specific, punctuating our sentences accurately and developing our handwriting style.



### Maths

In Maths this term we will develop our understanding of place value. We will be counting forwards and backwards up to 100 and developing our understanding of the composition of numbers. We will also be developing our addition and subtraction understanding by exploring the part whole structure. We will also be looking at multiplication and division and this will be supported through our Times Tables Rock Stars home learning.



### Reading

At the end of this newsletter, we have attached some question prompts you might want to use when you read with your child.

If you have any questions about how to support your child at home please speak with your class teacher at the end of a school day.



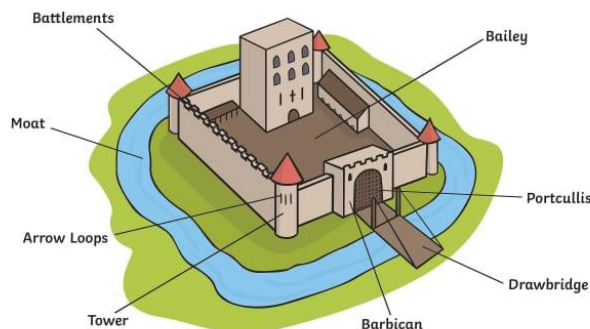
If you would like any information on how we teach these methods in class or guidance on how to support at home, please do not hesitate to speak to your class teacher.

### Topic Subjects

Our Foundation Subject Topic this term is 'Off With Her Head!' We will be learning all about the Tudor period in England from 1485 to 1603. During our topic, we will be finding out what life was like in Tudor times, learning about Henry VIII and even designing and building our own castles!

Please find below some of the key facts that your child will learn. We will use these facts in our quick recall quizzes and we will be referring back to them over the term. Ask your child about these questions at home to help them remember the knowledge!

- Henry VIII had six wives.
- He was the King of England.
- He left the Catholic church and became protestant





Your child will be taking part in P.E on **Tuesday** and **Friday**. We ask that children come to school dressed in their P.E kits on the days that they have P.E. We would like to remind our families that this involves wearing a gold P.E top and black shorts or black jogging bottoms and white/black trainers/daps. Usual school sweatshirt/ cardigan can be worn with this – no other sweatshirts to be worn please.



### Home learning Expectations

**Home Reading** – Please ensure your child reads at least 5 times a week at home. Please prioritise this as this is proven to be the most impactful for children and their learning in school.

**Maths** –Times Table Rock Stars practise (Years 2 to 6) – a total of at least 20 minutes on ‘Garage mode’.

**Spellings** – Please practise the weekly spellings at home to support the learning in school (Years 1-6) - around 15 minutes in total.

Please ensure you record evidence of your home learning (reading and spellings) in your home learning books so that you receive your ‘Home Learning Hero’ time!



In the coming weeks, we will be giving out login details for children to use on ‘Purple Mash’. This is an online platform for those children who wish to practise their English and Maths even more at home! 😊



We are excited to invite you to join us in our mission to foster a love for reading among our young learners at The Manor. Reading is a fundamental skill that lays the foundation for a lifetime of learning.

We are seeking parent/carer volunteers who can spare some time to read with our children. Your support and enthusiasm can make a significant difference in their reading journey. If you can spare an hour or so a week to read with our brilliant readers, please contact the class teacher. Thank you!



Please ensure your child has a bottle of water at school every day.

Also please make sure that their belongings including school uniform, PE kit, book bags, lunch boxes and water bottles are all clearly labelled with your child’s name and class.

Un-named uniform will be taken to the main entrance and put into lost property to be collected.

During the hot weather, please also ensure your child comes to school with a hat.

We ask children not to bring toys or items from home into school unless invited to do so by their class teacher.

04/10/2023 – Berkeley Castle trip  
19/10/2023 – Last day of Term 1 for children

## Question Prompts to use when reading with your child



### The Book Introduction

Relate the story to the children's own experience (fiction)

Tap into the children's prior knowledge of the subject (non-fiction)

Very brief overview of the story without revealing too much

Look at front cover and encourage prediction - Who? Where? What?

Look at back cover and blurb

Look at illustrations

### Recall Questions

Where does the story take place?

When did the story take place?

What did he/she look like?

Who was he/she?

Where did he/she live?

Who are the characters in the book?

Where in the book would you find ...?



### Simple Comprehension Questions

What do you think is happening here?

What happened in the story?

What might this mean?

Through whose eyes is the story told?

Which part of the story best describes the setting?

What words and/or phrases do this?

What part of the story do you like best?

### Investigative Questions

What makes you think that?

What words give you that impression?

How do you feel about...?

Can you explain why ...?

I wonder what the writer intended?

