



Curriculum Newsletter

Year 2 Term 4 2023/24

Welcome to Term 4 everyone! We look forward to another exciting term with you all, full of amazing learning! This newsletter will give you a brief overview of what your child will be covering up until the Easter break. If you have any questions please speak with any member of the Senior Leadership Team in the morning or see your child's teacher at the end of the school day. If you think your conversation will require more time, please arrange a meeting with the teacher via the class email account.

As always, please email the main school account – manorprimary@sgmail.org.uk for any urgent matters or issues relating to attendance, school dinners, FOMS events etc. The class email is not read throughout the day as teachers are teaching and managing the class.

We would also like to remind our families that we are a nut-free school. Some of our children suffer with various allergies and so in order to keep everyone safe, we ask that you do not include food items containing nuts in your child's lunch box or as a break time snack. We would also like to reiterate that as your child is in KS1, they receive a healthy snack provided by school. We therefore ask that all children in KS1 (Year R – 2) **do not** bring in an additional snack. We also ask that no sweets, such as Haribo, are brought in at all. Thank you.

We ask that children come to school in their full school uniform. Please refer to our school website for further information on this - <https://www.themanorcofeprimary.org.uk/school-uniform>. Please also note our expectations on P.E kits – we have a supply of spare tops and jogging bottoms to lend to children if they are unable to wear the correct kit to school.

If you have any questions, please do get in touch.

English

In English this term we will be looking at the book Milo Imagines the World. We will use this to inspire our writing and will focus on writing accurate sentences that are punctuated and spelled correctly. We will also be learning more about how to add description to our writing to make it more interesting.



Reading

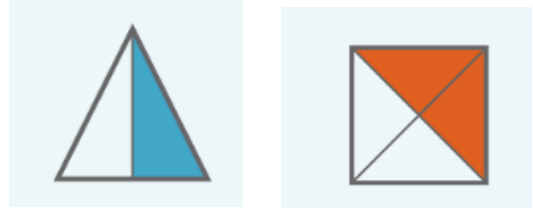
At the end of this newsletter, we have attached some question prompts you might want to use when you read with your child. If you have any questions about how to support your child at home please speak with your class teacher at the end of a school day.



Maths

In Maths this term we will develop our understanding of multiplication and division.

We will then be learning about fractions and how to show a fraction of a shape.



We will also look at how to calculate fractions of amounts.

Additionally, we will continue to focus on our 'fast facts' trying to get quicker at recalling key number facts to use in a range of calculations.

If you would like any information on how we teach these methods in class or guidance on how to support at home, please do not hesitate to speak to your class teacher.

Topic Subjects





Our Foundation Subject Topic this term is 'Happy and Healthy'. We will be learning all about how we can keep our bodies healthy and what a balanced diet is. We will be learning about sweet and savoury foods and the different food groups. We will even have the chance to make some food ourselves. Later in the term, we will be learning about our class' continent – Africa, and looking at the range of countries that can be found in this continent.

Please find below some of the key facts that your child will learn. We will use these facts in our quick recall quizzes and we will be referring back to them over the term. Ask your child about these questions at home to help them remember the knowledge!

- To get food we need to grow it, raise it or catch it.
- Germs can cause illness but we can protect ourselves against them through hygiene.
- Vegetables and fruit are an important part of a balanced diet.
- Africa is the second largest continent.
- Africa is made up of 54 countries.
- The longest river in the world is in Africa and it passes through 11 countries.



Your child will be taking part in P.E on **Wednesday and Friday**
We ask that children come to school dressed in their P.E kits on the days that they have P.E. We would like to remind our families that this involves wearing a gold P.E top and black shorts or black jogging bottoms and white/black trainers/daps. Usual school sweatshirt/ cardigan can be worn with this – no other sweatshirts to be worn please.

	<h3 style="text-align: center;">Home learning Expectations</h3> <p>Home Reading – We ask that your child reads at least 5 times a week at home. Please prioritise this as this is proven to be the most impactful for children and their learning in school.</p> <p>Maths –Times Table Rock Stars practise (Years 2 to 6) – a total of at least 20 minutes on ‘Garage mode’.</p> <p>Children in Year 1 will complete a short ‘Fluency Bee’ worksheet to develop their fluency and consolidate learnt number facts.</p> <p>Spellings – Please practise the weekly spellings at home to support the learning in school (Years 1-6) - around 15 minutes in total.</p> <p style="background-color: yellow; text-align: center;">Please ensure you record evidence of your home learning in your home learning books so that you receive your ‘Home Learning Hero’ time!</p>
	<p>If your child wants to practise their English and Maths even more at home, they can access lots of games and activities on the online platform Purple Mash. The login details for this are in the back of your child’s blue home learning books 😊</p>
	<p>We are excited to invite you to join us in our mission to foster a love for reading among our young learners at The Manor.</p> <p>Reading is a fundamental skill that lays the foundation for a lifetime of learning. We are seeking parent/carer volunteers who can spare some time to read with our children. Your support and enthusiasm can make a significant difference in their reading journey. If you can spare an hour or so a week to read with our brilliant readers, please contact the class teacher. Thank you!</p>
	<p>Please ensure your child has a bottle of water at school every day.</p> <p>Also please make sure that their belongings including school uniform, PE kit, book bags, lunch boxes and water bottles are all clearly labelled with your child’s name and class.</p> <p>Un-named uniform will be taken to the main entrance and put into lost property to be collected.</p> <p>We ask children not to bring toys or items from home into school unless invited to do so by their class teacher.</p>

Year 2 Term 4 Key dates:

- 1st March – Open Classroom at end of day (3pm)
- 7th March – World Book Day (children can dress up as their favourite book character)
- 8th March – World Book Day celebration in main hall at end of the day (from 3.15pm)
- 8th March – FOMs Mother’s Day Crafts in school
- 11th – 15th March – British Science Week
- 25th and 26th March – Parent & Carer Consultations
- 27th March – Easter Service @ St. Saviours Church 1.30pm

Question Prompts to use when reading with your child



The Book Introduction

Relate the story to the children's own experience (fiction)

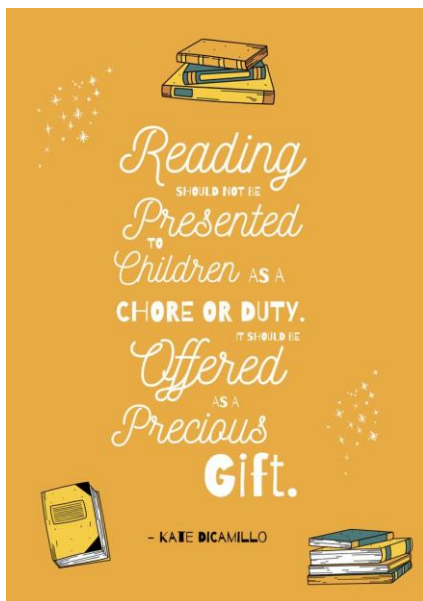
Tap into the children's prior knowledge of the subject (non-fiction)

Very brief overview of the story without revealing too much

Look at front cover and encourage prediction - Who? Where? What?

Look at back cover and blurb

Look at illustrations



Recall Questions

Where does the story take place?

When did the story take place?

What did he/she look like?

Who was he/she?

Where did he/she live?

Who are the characters in the book?

Where in the book would you find ...?

Simple Comprehension Questions

What do you think is happening here?

What happened in the story?

What might this mean?

Through whose eyes is the story told?

Which part of the story best describes the setting?

What words and/or phrases do this?

What part of the story do you like best?



Investigative Questions

What makes you think that?

What words give you that impression?

How do you feel about...?

Can you explain why ...?

I wonder what the writer intended?

I wonder why the writer decided to...?

What do these words mean and why do you think the author chose them?

Has the author used adjectives to make this character funny?

Why did the author choose this setting?

