



Curriculum Newsletter

Year 3 Term 1 2023/24


Hello! Welcome to Year 3! We hope you have all enjoyed a fantastic Summer break, full of adventure and spending time with family. We cannot wait to start our amazing learning. Below we have detailed what we will be covering in our first term up to the half term break. If you have any questions please speak with any member of SLT or see your child's teacher at the end of the school day.

A few reminders before we kick off the new year!

- We ask that children come to school in their full school uniform. Please refer to our school website for further information on this - <https://www.themanorcofeprimary.org.uk/school-uniform>
- We would also like to remind our families that we are a nut-free school. Some of our children suffer with various allergies and so in order to keep everyone safe, we ask that you do not include food items containing nuts in your child's lunch box or as a break time snack.
- We would also like to reiterate that we encourage our KS2 children to bring in a **healthy snack** from home to have at break time. **This may include a piece of fruit or a cereal bar.** Other snacks (such as crisps, biscuits and chocolate) are only to be eaten at lunch time if they are brought in at all. Thank you.

English

In English this term we will be looking at the book "Star in the Jar" written by Sam Hay. We will be focusing on adverbs, prepositions and noun phrases as well as looking at a variety of other descriptive devices.



Reading

At the end of this newsletter, we have attached some question prompts you might

Maths

In Maths this term we will develop our understanding of place value. We will be looking at numbers up to 1000. Including partitioning, finding more or less and how to represent these numbers in a variety of ways.

We will also be developing our addition and subtraction understanding by exploring how to use the column method for 3-digit numbers. We will be looking at how to exchange across columns within this.

If you would like any information on how we teach these methods in class or guidance on how to support at home,

want to use when you read with your child. If you have any questions about how to support your child at home please speak with your class teacher at the end of a school day.



please do not hesitate to speak to your class teacher.

5.			
	3	7	4
+	1	3	6

Topic Subjects

Our Foundation Subject Topic this term is 'Walk like an Egyptian!' We will be learning all about the Egyptians across their reign. During our topic, we will be finding out about how the Egyptians lived, including what they wore, what they believed and their burial practises.

We will also be learning about what makes a balanced diet, human bones and human muscles. As well as, the influence of Ben Giles in our scarab beetle art unit. Please find below some of the key facts that your child will learn. We will use these facts in our quick recall quizzes and we will be referring back to them over the term. Ask your child about these questions at home to help them remember the knowledge!





KEY FACTS

- Ancient Egypt was one of the greatest and most powerful civilisations in the world. It lasted over 3000 years.
- Ancient Egypt was positioned along the Nile River. This meant they had food, soil, water and transportation.
- Not all Egyptians could read and write. This was down to the Scribes. They were considered powerful people because of their talents.
- The Pharaohs believed they needed to be buried with treasure so that they could make it into the afterlife.
- Egyptian men and women wore make-up. It was thought to have healing powers and protect them from the sun.
- They were the first civilisation to write. They used ink and paper called Papyrus.
- Egyptians mummified dead bodies so that the soul could return to the right body.
- There are three main pyramids which are located in Egypt's capital city, Cairo.



Your child will be taking part in P.E on **Thursdays**.

We ask that children come to school dressed in their P.E kits on the days that they have P.E. We would like to remind our families that this involves wearing a gold P.E top and black shorts or black jogging bottoms and white/black trainers/daps. Usual school

	sweatshirt/ cardigan can be worn with this – no other sweatshirts to be worn please.
	<p style="text-align: center;">Home learning Expectations</p> <p>Home Reading – Please ensure your child reads at least 5 times a week at home. Please prioritise this as this is proven to be the most impactful for children and their learning in school.</p> <p>Maths –Times Table Rock Stars practise (Years 2 to 6) – a total of at least 20 minutes on ‘Garage mode’.</p> <p>Children in Year 1 will complete a short ‘Fluency Bee’ worksheet to develop their fluency and consolidate learnt number facts.</p> <p>Spellings – Please practise the weekly spellings at home to support the learning in school (Years 1-6) - around 15 minutes in total.</p> <p style="background-color: yellow;">Please ensure you record evidence of your home learning in your home learning books so that you receive your ‘Home Learning Hero’ time!</p>
	<p>We also ask that you read at least 5 times a week to develop your comprehension and fluency. In the coming weeks, we will be giving out login details for children to use on ‘Purple Mash’. This is an online platform for those children who wish to practise their English and Maths even more at home! 😊</p>
	<p>We are excited to invite you to join us in our mission to foster a love for reading among our young learners at The Manor.</p> <p>Reading is a fundamental skill that lays the foundation for a lifetime of learning. We are seeking parent/carer volunteers who can spare some time to read with our children. Your support and enthusiasm can make a significant difference in their reading journey. If you can spare an hour or so a week to read with our brilliant readers, please contact the class teacher. Thank you!</p>
	<p>Please ensure your child has a bottle of water at school every day. Also please make sure that their belongings including school uniform, PE kit, book bags, lunch boxes and water bottles are all clearly labelled with your child’s name and class.</p> <p>Un-named uniform will be taken to the main entrance and put into lost property to be collected.</p> <p>During the hot weather, please also ensure your child comes to school with a hat.</p> <p>We ask children not to bring toys or items from home into school unless invited to do so by their class teacher.</p>

Year 3 Term 1 Key dates:

- 12th October
 - o Bristol Museum
- 20th October
 - o Inset Day

Question Prompts to use when reading with your child



The Book Introduction

Relate the story to the children's own experience (fiction)

Tap into the children's prior knowledge of the subject (non-fiction)

Very brief overview of the story without revealing too much

Look at front cover and encourage prediction - Who? Where? What?

Look at back cover and blurb

Look at illustrations

Recall Questions

Where does the story take place?

When did the story take place?

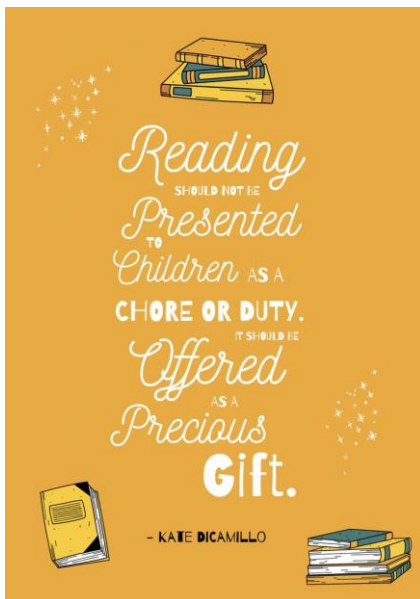
What did he/she look like?

Who was he/she?

Where did he/she live?

Who are the characters in the book?

Where in the book would you find ...?



Simple Comprehension Questions

What do you think is happening here?

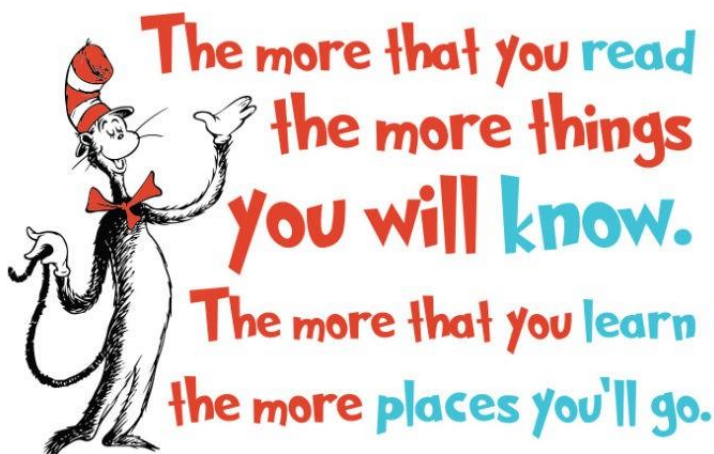
What happened in the story?

What might this mean?

Through whose eyes is the story told?

Which part of the story best describes the setting?

What words and/or phrases do this?



Investigative Questions

What makes you think that?

What words give you that impression?

How do you feel about...?

Can you explain why ...?

I wonder what the writer intended?

I wonder why the writer decided to...?

What do these words mean and why do you think the author chose them?

Has the author used adjectives to make this character funny?

Why did the author choose this setting?