



Home Learning



Year 2 Week 9

Hi Africa class! Welcome back to Term 6!

We hope you all had a fantastic break and enjoyed time with family relaxing and having some fun! It is amazing to see so many of you emailing in photos of your learning and following the activities on the newsletters.

This term we introduce our new topic, 'Ship Shape and Bristol Fashion.' This topic offers a lovely opportunity for us to explore and get to know the wonderful city that we are lucky enough to call home.

As always, please remember we love to receive photos of what's going on at home! Photos can be an example of some of the learning you have been doing - if your child is included in the picture we will take this as you giving permission for us to share this photo, unless you state otherwise.

English

This week, head over to <https://www.literacyshedplus.com/en-gb/resource/the-black-hat-activity-pack-ks1>

and have a go at some writing activities based on the short animation - 'The Black Hat'

<https://free-secret-resources.s3-eu-west-1.amazonaws.com/Year-2-Week-1-Home-Learning-Pack.zip>

The link above will take you to a page of Year 2 activities. It includes both English and Maths, so read through them and choose the activities you'd like to do.

BC Bitesize post daily activities for English which you may also find useful.

<https://www.bbc.co.uk/bitesize/tags/z7s22sg/year-2-and-p3-lessons/1>

Finally, head over to

https://drive.google.com/drive/u/0/folders/1iZai-nI1KSy37FBDawqK2ZUg7jAd_qig and complete some of the activities listed for each day of the week.

Reading

Before half term, we asked you to read Chapter 6 of Hodgeheg. Below are some questions for you to work through to test your understanding of what you've read! In readiness for next week, read Chapter 7 in your own time ☺

<https://www.barhamprimary.co.uk/attachments/download.asp?file=764&type=pdf>

Maths

This week it would be great if you could look at the BBC Bitesize home learning pages and work through some of the different maths activities on there.

<https://www.bbc.co.uk/bitesize/tags/z7s22sg/year-2-and-p3-lessons/1>

Visit this website and work through the different maths workbooks for each day. We have explored different subtraction methods and we have found fractions of amounts in school but it will be good to refresh your knowledge and show off to your parents!

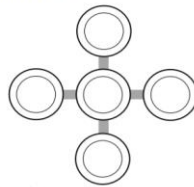
<https://drive.google.com/drive/u/0/folders/1vXcFklUbBQsUeys2r4bBfKcngCREcony>

Head over to <https://www.topmarks.co.uk/maths-games/5-7-years/shapes> and have a go at the different games refreshing your shape and symmetry knowledge.

Don't forget, Times Tables Rock Stars is an excellent resource for developing your fluency! Numbots is also great to develop fluency with an understanding of number.

Cross-road

You need 5 paper plates and 15 counters.
Put the plates in a cross.




Use all 15 counters.
Put a different number on each plate.
Make each line add up to 10.

Do it again.
This time make each line add up to 8.

Coloured shapes

What colour is each shape?
Write it on the shape.



Clues

- Red is not next to grey.
- Blue is between white and grey.
- Green is not a square.
- Blue is on the right of pink.



What happened when Max stepped out onto the road this time?



What does 'shattering' mean?



What other stories do you know where a character has gone missing? How is that story similar and different to Hodgeheg?



Can you sum up this chapter in 5 sentences?



Why do you think Pa felt guilty after speaking to his neighbour?

If you would like more books to explore, head on over to <https://www.oxfordowl.co.uk/for-home/find-a-book/library-page> to find their free e-book library.

You can also head over to <https://www.worldofdavidwalliams.com/elevenses>. Every day, David Walliams is reading an extract of one of his books that you can listen along to.

Phonics

Head on over to this YouTube channel if you'd like to recap on your phonics/spelling skills!

https://www.youtube.com/channel/UCP_FbjYUP_UtldV2K_-niWw?fbclid=IwAR3pJlh-rdJX7QhAzhz8EOpAKOOFWQJa8FAvGmczDDslInJN6z3iJz3KIRk

Topic

Our topic this term is 'Ship Shape and Bristol Fashion' and we are going to learn about what makes Bristol such a wonderful city to live in. Our significant person this term is Isambard Kingdom Brunel.


Watch the video below to get an introduction of who he was and why he is remembered today.

<https://www.bbc.co.uk/teach/class-clips-video/true-stories-isambard-kingdom-brunel/zjrtvk7>

To kick off our learning about him, create a mindmap with things you've learned from the video.

Then, use the time this week to use the different sources available to you to continue your research.

Visit <https://www.theschoolrun.com/homework-help/isambard-kingdom-brunel> as a starting point!



Gem Power Challenge



We would like you to look at the following activity and think about your special qualities. You might like to chat about this with an adult before adding them to each star. Think about all the gem powers that you use and those which you think you are really good at using as they may give you some ideas about what to write in each section.

I Am an Amazing Person!

Read and complete the sentences below.
You can draw or write the answers.



Have a look at some of the brilliant learning that has been going on over the past week!

