



Home Learning





Year R Week 4

Hello everyone and thank you once again for all your lovely photographs and messages. Please post any messages or questions on the Shared Purplemash Blog because you can guarantee other people will be wanting to know the same things as you.

As you are aware, a topic document has been sent to you outlining what we would have covered in class during this term if we had been in school. This will help direct you to different activities to support your child's learning and give you an understanding of what we would have been covering in class. Some of you have mentioned phonics and a separate resource with videos created especially for young pupils is coming your way very soon.

Can we take this opportunity to tell you how proud we are of all the families we have been in contact with. You are doing a marvellous job at home and your children will look back on this quality time with you all when they are older and remember it well. Some of the photographs and messages are simply priceless and although this is a weird time for us all, please know that the time you are taking to develop your child's learning is exceptional. Well done everyone.

Here are some fabulous photographs of our class making their frogs at home this week and look at the variety of work going on! Antarctica Class, you are simply amazing!



Fantastic Frog Frenzy!



Next week's challenge:


With a grown up, use a tablet, camera or phone and try to photograph a minibeast as close as possible. Send it in via 2buildaprofile and let's see what we discover in our gardens over next week!

To inspire you, we have added a 'Pin' on Purplemash (minimash page). You will find lots of fun minibeast activities here to get you ready for your minibeast hunt next week. We have had great fun playing with these over the last couple of days and we know you will love it too. If you can't remember your logins or passwords, email the school and we will sort it out for you.



Writing

- ★ Read Together
- ★ Talk Time
- ★ Rhyme Time
- ★ Ladybird Words
- ★ Let's Pretend
- ★ Ready, Steady, Write
- ★ Out and About
- ★ Let's Get Creative



<https://soundcloud.com/talk4writing/mavis>

Over the next few weeks we would like you all to access the above document <https://mailchi.mp/talk4writing/home-school-booklets>. Please let us know if you have trouble doing this and we will email it to you.

Mavis the Magical Cat has been put together in a very similar format to one we would use in class. It provides a variety of fun tasks to help children learn about the different elements of a story.


This week we would like it if you could all:-

- share the story with an adult (p4)
- talk about the characters (p6)
- look at the meaning of some of the words (p7)
- have a go at 'let's pretend' (p8)
- try and learn the rhyme (p9) and ask an adult to film you and send it in via the 2buildaprofile app.
- share the Happy poem (p13). Can you tell Mummy or Daddy which words rhyme? If they read the poem to you again, can you work out the missing rhyming word?

Next week, we will explore further parts of the books together.

Maths

1. Write down numbers from 0 to 20 on separate pieces of paper/card.
2. Ask someone else to hide the numbers around the house or garden (no peeking).
3. See if you can find the numbers and place them in a number line as and when you find them. For instance, if you find 0 first and then 20, think about where they would go on the line.
4. Can you tell someone one more than a number that they call out, one less than a number that they call out?
5. Challenge: roll a dice (or ask someone to shout out a number from 1 – 6). Starting at 20, count backwards and make the same amount of jumps.
ie. Daddy shouts out 'five'. Starting at 20 you jump back five spaces and hopefully land on 15. So, 20 take away 5 equals 15.



Topic

Have a go at creating a rainbow picture from the Mavis Magical cat book using elastic bands or other objects. Be creative! You could use pieces of fruit, vegetable, sponge, duplo to print your colours?

If you don't have paint, could you make a rainbow with different coloured toys, objects, leaves, clothing?




Phonics/Reading

In preparation for next week's activities with Mavis the Magical Cat, please could you share this book. Can you read any words yourself? Can you spot the rhyming words?

www.oxfordowl.co.uk

class login: manorprimary123

password:Reception1!



Gem Power Challenge



Your Gem Power Challenge this week is to use some Ruby Power to focus on a task with a grown up and show them that you are listening and looking at them. This is called active listening. Can you tell a grown up what you have done well with your learning?

Ruby Power

- I actively listen to others when they talk - I use my eyes and ears.
- My positive learning behaviour allows others to learn.
- I recognise my own successes and accept praise from others.
- I can pick out examples of what I have done well.
- I encourage others to learn and praise them when they've been successful, saying what it is they did to be successful.
- I understand how others might feel when they make a mistake, or are disappointed; I try to cheer them up.
- I notice when others need help and I offer to support them.
- I can talk about my positive qualities as a learner and as a person.
- I can recognise qualities in others that make them capable learners and good people.



Home Learning Stars of the Week



Only six children have logged in to Purplemash, if this is because of lost passwords, please let us know. It is a fantastic website with every area of the curriculum catered for and because we use it in school, your children know how to navigate around the programme.

Sarina is still leading on the spelling games on Edshed – she will be the spelling queen when she returns to school!

Lots of children are improving their maths skills on Numbots however! Brooke is leading with point scores and correct answers, followed by Jemima. Well done girls! Here are the current class statistics.



And another mention must go to Brooke for this amazing map that she created at home. It is great to see you taking part in the challenges with mummy. A big mention to Noah also, who has been doing lots of the challenges at home from last week's newsletter. Well done you!

