



Curriculum Newsletter

Year 1 Term 5 2023/24

Welcome to Term 5 everyone! We look forward to a brilliant first summer term with you all. This newsletter will give you a brief overview of what your child will be learning about until the half term break. If you have any questions please speak with any member of the Senior Leadership Team in the morning or see your child's teacher at the end of the school day. If you think your conversation will require more time, please arrange a meeting with the teacher via the class email account.

As always, please email the main school account – manorprimary@sgmail.org.uk for any urgent matters or issues relating to attendance, school dinners, FOMS events etc. The class email is not read throughout the day as teachers are teaching and managing the class.

We would also like to remind our families that we are a nut-free school. Some of our children suffer with various allergies and so in order to keep everyone safe, we ask that you do not include food items containing nuts in your child's lunch box or as a break time snack. We would also like to reiterate that as your child is in KS1, they receive a healthy snack provided by school. We therefore ask that all children in KS1 (Year R – 2) **do not** bring in an additional snack. We also ask that no sweets, such as Haribo, are brought in at all. Thank you.

We ask that children come to school in their full school uniform. Please refer to our school website for further information on this - <https://www.themanorcofeprimary.org.uk/school-uniform>. Please also note our expectations on P.E kits – we have a supply of spare tops and jogging bottoms to lend to children if they are unable to wear the correct kit to school.

If you have any questions, please do get in touch.

English

In English this term we will be looking at the book 'The Bear & The Piano' We will be focusing on joining our sentences using 'and'. We will also continue to add detail to our sentences by using adjectives and adverbs.



Reading

At the end of this newsletter, we have attached some question prompts you might want to use when you read with your child. If you have any questions about how to support your child at home please speak with your class teacher at the end of a school day.



Maths

In Maths this term we will start to count in 2s, 10s and 5s. We will start to look at multiplication and division with these numbers We will also be looking at fractions $\frac{1}{2}$ and $\frac{1}{4}$.

If you would like any information on how we teach these methods in class or guidance on how to support at home, please do not hesitate to speak to your class teacher.

Topic Subjects

Our Foundation Subject Topic this term is 'Come Fly With Me'. We will be learning all about The Wright Brothers and their invention and achievements. We will be looking at different materials that objects are made from and how the properties of each material can be used for different purposes.




Please find below some of the key facts that your child will learn. We will use these facts in our quick recall quizzes and we will be referring back to them over the term. Ask your child about these questions at home to help them remember the knowledge!

- The Wright Brothers (Wilbur and Orville) were American inventors who were interested in aviation.
- They built the first ever aeroplane on December 17th, 1903. Their first plane flew for 59 seconds.
- The following words can be used to describe the properties of different materials: hard, soft, shiny, dull, rough, smooth, flexible, rigid, waterproof, absorbent, opaque, and transparent.



Your child will be taking part in P.E on Thursday and Friday. We ask that children come to school dressed in their P.E kits on the days that they have P.E. We would like to remind our families that this involves wearing a gold P.E top and black shorts or black jogging

	bottoms and white/black trainers/daps. Usual school sweatshirt/ cardigan can be worn with this – no other sweatshirts to be worn please.
--	--

 	<p style="text-align: center;">Home learning Expectations</p> <p>Home Reading – We ask that your child reads at least 5 times a week at home. Please prioritise this as this is proven to be the most impactful for children and their learning in school.</p> <p>Maths –Times Table Rock Stars practise (Years 2 to 6) – a total of at least 20 minutes on ‘Garage mode’.</p> <p>Spellings – Please practise the weekly spellings at home to support the learning in school (Years 1-6) - around 15 minutes in total.</p> <p style="background-color: yellow;">Please ensure you record evidence of your home learning in your home learning books so that you receive your ‘Home Learning Hero’ time!</p>
	<p>Please ensure your child has a bottle of water at school every day.</p> <p>Also please make sure that their belongings including school uniform, PE kit, book bags, lunch boxes and water bottles are all clearly labelled with your child’s name and class.</p> <p>Un-named uniform will be taken to the main entrance and put into lost property to be collected.</p> <p>We ask children not to bring toys or items from home into school unless invited to do so by their class teacher.</p>

Year 2 Term 5 Key dates:

Monday 22nd April – Open classroom at end of day (from 2.45pm until 3.15pm)

Tuesday 30th April – Class photos

Friday 3rd May – INSET (school closed for all children)

Monday 6th May – Bank Holiday (School closed for all children)

Monday 13th May – Friday 17th May – Travelling Book Fair

Friday 24th May – End of term.

Question Prompts to use when reading with your child



The Book Introduction

Relate the story to the children's own experience (fiction)

Tap into the children's prior knowledge of the subject (non-fiction)

Very brief overview of the story without revealing too much

Look at front cover and encourage prediction - Who? Where? What?

Look at back cover and blurb

Look at illustrations



Recall Questions

Where does the story take place?

When did the story take place?

What did he/she look like?

Who was he/she?

Where did he/she live?

Who are the characters in the book?

Where in the book would you find ...?

Simple Comprehension Questions

What do you think is happening here?

What happened in the story?

What might this mean?

Through whose eyes is the story told?

Which part of the story best describes the setting?

What words and/or phrases do this?

What part of the story do you like best?



Investigative Questions

What makes you think that?

What words give you that impression?

How do you feel about...?

Can you explain why ...?

I wonder what the writer intended?

I wonder why the writer decided to...?

What do these words mean and why do you think the author chose them?

Has the author used adjectives to make this character funny?

Why did the author choose this setting?

