

Year 6 Week 2

Welcome to our second weekly update, South America Class. Thanks to everyone who has sent through work or submitted it on Purple Mash. It is so nice to see what you are learning at home and I am pleased lots of you are continuing to practise your fractions and long division.

Today is the last day of term 4, and what a strange term it has been! The next two weeks are the Easter holidays. This holiday, more than ever, should be a time spent with your family and having lots of fun. With this in mind, this newsletter will just contain suggestions as to some fun activities you can do over the holiday. The next newsletter, which will contain ideas for activities for your home learning in the first week in term 5, will be released on Friday 17th April.

Thank you to everyone who has sent photos to us of you learning at home – we have included some of them in this newsletter, but please know that we have loved looking at them all and seeing what you are all doing. Please remember if you do not want your child's image shared please do not include it on any photos you send us.

English

Over the Easter Holidays, could you create your own picture book story that can be shared with your Reception buddies?

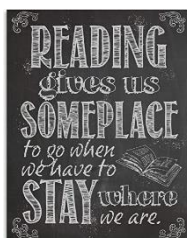


It needs to be Easter themed in some way (Think eggs, rabbits, new beginnings or chocolate!) and be illustrated with bright engaging images to interest a 4/5 year old. Once it is complete, if you email it to The Manor School website, I can ask Mrs Kelly and Mrs Sell to share it with Antartica Class.

If you want to challenge yourself even more, can you make it rhyme or include a moral in your story? Perhaps you can include something that needs to be 'spotted' or counted in each picture.


Reading

You all know how important reading is – so please keep this up over the Easter Holidays. A minimum of 5 times a week will ensure your reading continues to develop.



Maths

Solve the Easter problem below – what order should the images be in to make all the clues correct.



Two of the pictures are correct and both are in the correct positions

One of the pictures here is correct, and it is in the correct position

Two of the pictures here are correct, and they are both in the correct positions.

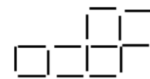
Once you have done this, can you create your own to challenge me?

If you want to try something else puzzling, have a go at Matchstick Maths.

1. Move 3 matchsticks to change 3 equilateral triangles into 4 equilateral triangles.



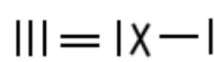
2. Move 2 matchsticks to change 5 identical squares into 4 identical squares.



3. Make 5 triangles from 9 matchsticks.



4. Move 1 matchstick to make this calculation, written in Roman numerals, correct.



5. Move 3 matchsticks to make 3 rhombuses.



6. Add 5 matchsticks to create 8 triangles.



If you find any great phrases or words in your books – can you share these on our class blogs – I will create an inspiring vocabulary post to allow us to help each other expand our vocabularies even when we are not talking to one another!

Gem Power
Challenge



Over the Easter break, you need to think about your Amethyst Power. One of the skills this encompasses is working together as an efficient team and at the moment, your team is everyone in your household. What are you doing to help your team be successful and run smoothly? What role do you all have in your team and does this change throughout the day?

Could you create your own 'team photo' either by taking a picture or drawing your team to show each of your strengths and share it with us?



Home Learning Stars of the Week

Each week we will be looking at our class blog, EdShed spellings and TT rock stars to spot our 'Stars of the Week'. A massive well done to the children who have been using TT Rockstars over the last week and who are improving their scores and speed of recall. A massive shout out to Stan, Cailen and Jack who have played the most minutes over the last week. Remember, you should be playing a minimum of 15 minutes every single day to help you with your instant recall of all of the times tables facts. If you do this, it will really help you prepare for your secondary school Maths lessons and your new teachers will be so impressed!

Well done the children who are regularly using EdShed. A special mention should also go to the three children below who have completed the most games – Oliver, Jack and Toby.

Griffin



- A griffin is half eagle and half lion.
- It is a symbol to show courage and boldness, and it is drawn to powerful fierce monsters. It is used to denote strength, military courage and leadership.
- Griffin is a nickname for a fierce or dangerous person.
- The name Griffin is a boys name of Latin origin meaning "strong lord".
- An adult griffin was about 8 feet long with a wingspan of 25 feet!!!




LOKI

Loki is a villain from Marvel. He is one of the sons of Odin King of Asgard. He is mischievous and because he was jealous of his brother Thor. Thor was loved by everybody as Odin thought he was the rightful King of Asgard. Unlike Thor who was a really good son of Asgard as he was from the Ice Giant world where Odin always see Loki as his own son. Odin adopted him when he was battling the Ice Giants.

Loki and Frigga his mother were extremely close and when Frigga died, Loki went mad. The reason Loki went mad was because Odin made Loki feel like he wasn't good enough to be King of Asgard. Even though Thor and Loki fought and hated each other, Thor loved his brother dearly so when Thor's threatened to kill Thor if he didn't give up the leadership, he set up a power in Asgard. Loki gave away his crown. This shows that he still loved each other dearly because Loki had so much anger in him, it wasn't he wanted to kill Thor. Odin and millions of people who thought he wasn't good enough.


The Battle of the Seasons



Winter passes day and night,
Now springs ready to fight,
Leaves fall and flowers bloom,
Winter is ready for its doom.

The Fight.

In the corner is Winter, dominated the scene for months with his icy punch and in the other stands Spring, new to the scene but bursting with energy. Winter rolled out an unexpected freeze, leaving Spring struggling to stand, but out of the blue came Spring, tumbling leaves that threw Winter in the air. Spring had won.



Thursday 29 1940

Daily View

Another night of Bombs



THE NUMBERS

The numbers from today's rain of terror have gone up by a couple thousand from 80,000 to 82,000 approximately all of London's citizens left wounded.

THE END

The government has said soon that they might fight back and bring the war to them but they think that it will be too dangerous to leave in case the Germans attack.

HOMES

All of the homes are getting repaired all the time so if your home is under construction the Government says that you should try to live with a friend or a family member.



The houses were meant to be built from the concrete bombing but the soldiers missed so that both cause type of damage.

We would also like to remind families and children of the different writing elements that are taught in Year 6. When you are producing some free writing over the Easter break, compare your piece with these writing features to evaluate your own writing and add in any elements you've missed out.

Year 6 Key Performance Indicators	
Term 1	<ul style="list-style-type: none"> - I can use expanded noun-phrases for effect - I can use ambitious vocabulary precisely to add detail - I can use a range of sentence structures including sentences with multiple clauses
Term 2	<ul style="list-style-type: none"> - I can use the appropriate verb tense to show time and cause in my writing using the perfect tense of verb - I can vary sentence structure and length to add detail to create specific effects and atmospheres - I can use semi colons to separate clauses accurately - I can punctuate using bullet points consistently
Term 3	<ul style="list-style-type: none"> - I can use figurative language - I can develop settings and atmosphere in detail - I can make links in and between paragraphs
Term 4	<ul style="list-style-type: none"> - I can use ambitious vocabulary precisely, with clarity and to create impact - I can develop a range of characters in details - I can maintain more complex plots with a series of events - I can use dashes, brackets and commas for parenthesis
Term 5	<ul style="list-style-type: none"> - I can use the passive voice - I can use formal structures in speech and writing - I can use dialogue to advance action - I can use inverted commas and other punctuation for a range of speech - I can use a colon to introduce a list and semi colons within a list
Term 6	<ul style="list-style-type: none"> - I can identify audience and purpose for my writing and select the appropriate genre or mix of genres - I can use hyphens to avoid confusion - I can discuss and evaluate my writing and make improvements
Spellings throughout the year	<ul style="list-style-type: none"> - I can spell homophones - I can spell words using prefixes and suffixes - I can use a dictionary - I can use a thesaurus