



# Home Learning




## Year R Week 3

Welcome back everyone! We hope you managed to enjoy some Easter fun together and make the most of the glorious sunshine. Here are some photographs of your friends and what they got up to over Easter.



Brooke and Chloe sent their teachers a video message (this brought a tear to our eyes), Bruno sent a special Easter message and showed his amazing handwriting off, Kayden made an Easter hat and watched a film about the meaning behind Easter and Sarina wrote a beautiful letter to the Easter bunny. These are just a few photos sharing your lovely moments at home. Please keep sending them in.

The best Easter present anyone can wish for is a new baby sister and we had to share this amazing photo of Zac with his baby sister, Piper. We hope you are having lots of fun with Piper.



Well done to all the children who took part in the throwing and catching challenge just before Easter. From the messages we received from you, it looks like you used lots of Emerald Power and really improved your techniques. Bruno, Zac and Alexander got some great scores but Alexander topped it with 30 consecutive catches! Well done you! Sarina deserves a special mention because she practised across the week and even though she got frustrated, she didn't give up. She managed to do a 360 degree turn and still catch a ball. Now that is impressive!

### Next week's challenge:

So, with the weather continuing to be sunny (albeit a bit on the chilly side) we would like everyone to make their own treasure hunt for someone in their household to find. There are so many ways you could do this, so use your imagination and whatever you have to hand. Here are some ideas...

- Write some simple notes (e.g. I like the sun) or simply draw pictures. Fold them up and hide them around the garden for someone in your family to find.
- You might like to put a different word on each piece of paper which forms a sentence (e.g. I like playing in the garden with my Mummy and my sister).
- Or, you could hide some of your toy cars and draw a treasure map to help someone else find them!



We are really excited to see how you get on. Thank you again for completing last week's challenge – it has really made us smile!

## Writing

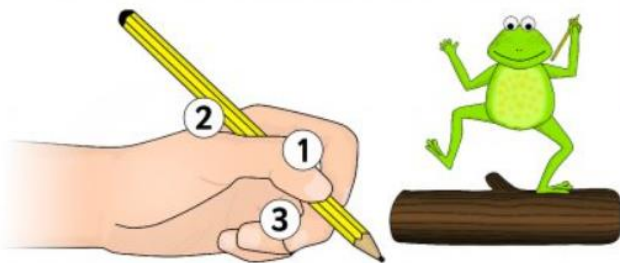
Please, please, please keep up with the daily sentence writing in your diaries everyone as this is one of the most important things you can keep on top of at home.

Some of you have started sharing your diary entries on the 2buildaprofile app and we would love to see more.

Remember to use your phoneme fingers. It doesn't matter if you are not spelling the words right – just use the sounds that you have been taught. This is perfectly acceptable:

*I did sum grait caching today.*

Also, remember to hold your pencil in the 'froggy finger' grip.



1. Put two frog legs about 3cm above the cone shaped part of the pencil.
2. Let the pencil lie across the frog's back.
3. Then put the log under the frog.

## Phonics

Next week, please could you all have a go at playing the following game. Choose a list from the six options given below. Write the words down on a piece of paper. Now go onto this website game:

<https://www.ictgames.com/mobilePage/hfwBingo/index.html>

Choose the 'Phase 2 incl. tricky words'. Play the game and cross out the words that you see on the game. If any of your family want to play with you, they could also choose a list.

up ☆	get ☆	him ☆
mum ☆	big ☆	but ☆
big ☆	up ☆	mum ☆
not ☆	I ☆	get ☆
got ☆	into ☆	got ☆
the ☆	his ☆	up ☆
go ☆	him ☆	mum ☆
big ☆	get ☆	got ☆
I ☆	into ☆	go ☆
to ☆	no ☆	the ☆

## Maths


We have been receiving lots of photographs of you doing maths at home.



Alexander has been doing some additions at home and writing down the number sentences.



Chloe has been working through a maths book which mummy and daddy bought her.



Jemima has found different ways to make 20 using duplo and then she has been sorting 3d shapes in her home.

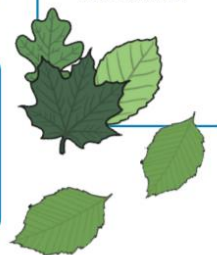


This week we would like you to have a go at the following challenge using your adding and taking away skills. Remember, you can use anything in the house to help you add and take away (your fingers, blocks, beads, counters, buttons).

Set up 6 toy cars. Drive 2 cars away. How many cars are there now?



Collect 5 leaves from outside. Find 4 more. How many do you have in total?



Set out 3 plates for The Three Bears. Then add 3 more for the Three Little Pigs. How many do you have altogether?



Choose 4 of your favourite toys to read a story to. Each toy brings a friend, so that is 4 more toys. How many toys do you have in total?



Build a tower with 7 bricks. If you take 3 bricks away, how many bricks would be left in the tower?



There are 10 superheroes and 6 fly off to rescue people. How many are left? You could draw the superheroes to help you.



If you find this game easy, here is the next set of lists:

will ☆ see ☆ too ☆ look ☆ then ☆	that ☆ them ☆ my ☆ will ☆ down ☆	for ☆ this ☆ see ☆ look ☆ with ☆
now ☆ see ☆ you ☆ they ☆ all ☆	too ☆ her ☆ we ☆ be ☆ was ☆	my ☆ are ☆ he ☆ she ☆ me ☆

This time, choose 'Phase 3' when playing the game.

Remember, the aim is to be able to read these words quickly and **not** to sound them out. They are tricky because you cannot use your phonics to help you blend the sounds. The more you play this game, the quicker you will be at reading the words. See if you can beat your family!

We have also found some word lists similar to the ones we give you in your reading record books each week.

If you go onto Purplemash and click on 'English', 'Phonics' and then choose Phase 3 sounds or Phase 3 words, you can practise what we have been learning in class.


## Reading

Remember to keep reading and practise those sounds in the back of your reading record books. If you can recall most of the sounds on the sheet then we will be really impressed. Next week we would like you to see if you can read the following book:

[www.oxfordowl.co.uk](http://www.oxfordowl.co.uk)

class login: manorprimary123

password:Reception1!



Please keep a log of all the books you read (add them in your reading record journal).


Can you use objects or draw pictures to show how you might work out these adding and taking away problems? How could you show your answers? We would love to see them so ask a grown up to take a photograph and send it on on our 2buildaprofile platform.

## Topic

As you know, we had some frogspawn in the classroom and a couple of weeks ago I shared a film clip of them as they had turned into tadpoles. Just before Easter they developed back legs so Mason helped Mrs Foote release them back into the pond because we didn't want frogs jumping around the classroom! Because you missed out on watching this in class, we found a great filmclip for you to watch at home. It shows how the frogspawn turns into tadpoles, froglets and then frogs.

<https://www.youtube.com/watch?v=wAcwjWi619Y>

We thought it might be a fun idea to make your own frogs – here are some ideas:-



Maybe you could put them in your window at the front of your house for your friends to see when they are passing for their daily exercise?

## Gem Power Challenge



Your Gem Power Challenge this week is to use your Emerald Power. When you use Emerald power, you keep positive, even when things are tricky.

Here is a reminder of the skills needed for Emerald power:



**Emerald Power**

- I am happy to try new things and stay cheerful when things don't go my way.
- I will try for myself before I ask for help.
- I know it is okay to make mistakes and am happy to try again.
- I can use different strategies to help myself when I get stuck.
- I know that finding things difficult is part of improving my learning; I keep calm and keep on going.
- When given feedback, I try hard to follow suggestions for improvement.
- I will choose tasks that provide me with a suitable challenge to help me improve.
- I recognise when learning is not challenging enough and can think of ways to raise the level for myself.



A HUGE well done to everyone who has managed to keep on top of their spellings with Edshed, especially Sarina who earnt a whopping 257 points! We would love to see others in our class compete with her! Twenty two out of thirty of you are now playing maths games on Numbots and we can see that Callum has played most recently. Well done Callum!

A fabulous well done to all the children who have sent in photographs at home. It really does make us smile when we see what you are getting up to. We still haven't received photographs from everyone and we are missing you all! Cooper painted some rocks for his teachers last week, Alexander did lots of amazing home learning with his brother Alberto, Jemima had an action packed week and learnt how to play Yatzee, Kayden perservered with his throwing and catching with Mummy and Sebbie had a little snooze because it all got too much! You guys are all amazing!

**Home Learning  
Stars of the  
Week**

