



# Home Learning



## Year R Week 5

Hello everyone and thank you once again for all your lovely photographs and messages. We can't tell you how proud we are when we see what you are doing at home. It really does make your teachers quite emotional! The frog frenzy continues so we thought we would share some more amazing photographs of your friends and their fabulous frogs.



Last week's challenge was to take photographs of minibeasts close up. Look at these brilliant photographs everyone!



### Next week's challenge:


Next week's challenge will aim to support you in being calm, connected and happy at home. Please remember, your teachers are at the end of the laptop and can get in touch with you if you ever feel worried or anxious about anything. We would like you to do some yoga each day (mummy or daddy can join in too). We would suggest you take part in Cosmic Kids sessions because they are aimed at your age. We have used this in school before and you all really enjoyed it.

<https://www.youtube.com/user/CosmicKidsYoga>



## Writing

- ★ Read Together
- ★ Talk Time
- ★ Rhyme Time
- ★ Ladybird Words
- ★ Let's Pretend
- ★ Ready, Steady, Write
- ★ Out and About
- ★ Let's Get Creative



<https://soundcloud.com/talk4writing/mavis>

<https://www.talk4writing.co.uk/wp-content/uploads/2020/04/Reception-Unit.pdf>

This week we would like it if you could:-

- Take your toy on an adventure like Mavis and photograph it in different places or draw pictures (p10).
- Retell the story of Mavis the Magical Cat and see if you can fill in the missing words (P11).
- Add your photographs or draw pictures onto P12 to create your own story map (we have done this lots of times in class). You can then use this to retell a story with your toy.
- Read the poem on page 13 with a grown up. See if you can match the pictures that are mentioned in the poem on page 14.

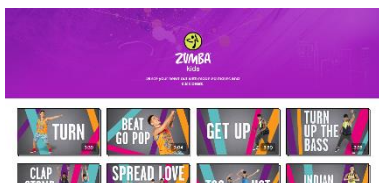
Next week, we will explore further parts of the books together.

## Physical Development

Just in case you are missing our daily dance sessions (clap, clap, stomp), here is the link girls and boys:

<https://family.gonoodle.com/channels/zumba-kids>

<https://www.gonoodle.com/>



## Maths

Well done to all the children keeping up with number recognition to 20, counting forwards and backwards and doing the 'one more than' and 'one less than' activities. We saw some lovely photographs demonstrating this.



Next week we are going to learn how to **double**. We have done some work in class with doubles (the teacher hides their hand behind their back and then shows some fingers on one hand and then the class do the same with both hands and call out the double fact). Show your mummy and daddy how we play the game.

To remind you what doubles is all about, please watch the Numberblock video:

<https://www.youtube.com/watch?v=Bot83VxMLqM>





## Handwriting

We are seeing some wonderful examples of writing coming in and we are so pleased that you are persevering with this at home. It will be much easier when you come back to school if you keep doing this on a regular basis. We know it is hard but every time you do a little bit more, it gets easier.

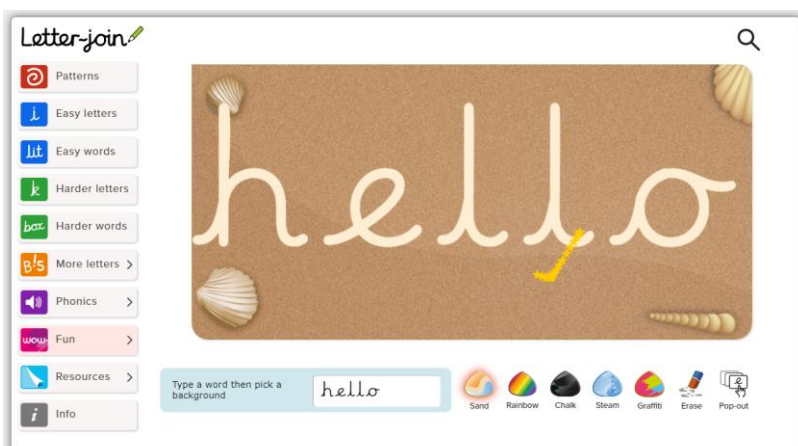
Remember that [www.letterjoin.co.uk](http://www.letterjoin.co.uk) is the best way to check whether you are forming your letters properly and there are some fun games on there.

Login is lj3333, password is home.



Click on 'easy letters' or 'harder letters', choose which letter you would like to practise and then use your finger to trace the letter (on a tablet). Alternatively, if you are using a laptop, watch the letter being formed and have a go on some paper.


This section of 'fun' activities is amazing! You can draw letters with different backgrounds and there are some funny sound effects included!



And don't forget, you can practise your handwriting in sand, with water on the pavement, with chalk outside ... get creative!

Remember, the more you write, the better your muscle memory girls and boys. It is like riding your bikes. If you practise every day for just a little bit of time, you will learn how to do it without even thinking!

Using the minibeast theme, we would like you to have a go at making either a butterfly or ladybird (or several if they wish), showing some double facts. Here are some examples (Twinkl have some free resources at the moment):




Or you may like to do a butterfly print using paint?



Or how about trying this with ladybirds? You could use paper plates or cardboard from your recycling?



Double the ladybird spots



$$\square + \square = \square$$

## Topic


















This week we would like you to go on a **minibeast hunt** if you haven't already done so.


You need to look carefully in different areas of the garden. Some bugs love to live in trees, bushes and shrubs and others like dark places such as under stones or logs so you will need to really use your detective skills for this activity. We will be creating a fun quiz at the end of this term to see how much you discover and remember.

Tick off the list below when you spot each bug. As you find the minibeasts, we want you think about where you found them and how they move. You may like to think about how you could record this in your red books?

### Minibeast Hunt

Tick the minibeasts that you have found!

	spider	<input type="checkbox"/>		woodlouse	<input type="checkbox"/>
	slug	<input type="checkbox"/>		butterfly	<input type="checkbox"/>
	beetle	<input type="checkbox"/>		wasp	<input type="checkbox"/>
	crane fly (daddy-long-legs)	<input type="checkbox"/>		ladybird	<input type="checkbox"/>
	earwig	<input type="checkbox"/>		dragonfly	<input type="checkbox"/>
	snail	<input type="checkbox"/>		ant	<input type="checkbox"/>
	millipede	<input type="checkbox"/>		worm	<input type="checkbox"/>
	fly	<input type="checkbox"/>		caterpillar	<input type="checkbox"/>
	bee	<input type="checkbox"/>			



### Minibeast Recording Sheet

Complete the table as you find each minibeast. Put a tick in the box where each minibeast was found.

					
dragon fly 	<input type="checkbox"/>	<input type="checkbox"/>	<input type="checkbox"/>	<input type="checkbox"/>	<input type="checkbox"/>
snail 	<input type="checkbox"/>	<input type="checkbox"/>	<input type="checkbox"/>	<input type="checkbox"/>	<input type="checkbox"/>
bee 	<input type="checkbox"/>	<input type="checkbox"/>	<input type="checkbox"/>	<input type="checkbox"/>	<input type="checkbox"/>
crane fly 	<input type="checkbox"/>	<input type="checkbox"/>	<input type="checkbox"/>	<input type="checkbox"/>	<input type="checkbox"/>
ant 	<input type="checkbox"/>	<input type="checkbox"/>	<input type="checkbox"/>	<input type="checkbox"/>	<input type="checkbox"/>
butterfly 	<input type="checkbox"/>	<input type="checkbox"/>	<input type="checkbox"/>	<input type="checkbox"/>	<input type="checkbox"/>

<https://www.rbkc.gov.uk/PDF/Minibeasts%20pack.pdf>

<https://video.nationalgeographic.com/video/short-film-showcase/00000164-13fe-d652-abe4-77fdee70000>


## Phonics/Reading

We would like you to watch and take part in the daily phonic lessons from the Department for Education at 10am (some of you have watched them all so far, well done). There is an easier session at 11am which helps with blending sounds together but we think the 10am is just right for Antarctica class. Jess, the online teacher has recapped on ai, ee, igh and oa so far and we strongly recommend that you watch and take part with these daily lessons.



[https://www.youtube.com/channel/UCP\\_FbjYUP\\_UtldV2K\\_-niWw/featured?disable\\_polymer=1](https://www.youtube.com/channel/UCP_FbjYUP_UtldV2K_-niWw/featured?disable_polymer=1)

Each lesson recaps on sounds we have already learnt and helps build on reading and spelling skills. They last about twenty minutes long and follow a similar format to a lesson that we would do in class.




Pria has been having great fun taking part in the lessons each day and she says she knows them all so that puts a big smile on her teachers' faces!

This week's Oxford Owl book suggestion is **Leek Hotpot** and **On Nok's Trail** (recapping on sounds taught in the above phonics lesson)

[www.oxfordowl.co.uk](http://www.oxfordowl.co.uk)

class login: manorprimary123

password:Reception1!



### Gem Power Challenge



Your Gem Power Challenge this week is to use some Diamond power. In class, we often think of problems that we have and how we might solve them. There are some problems that we can solve on our own but it is often easier to get a grown up to do it for us. One problem you might have at home is leaving your toys on the floor or not doing your home learning.

To develop Diamond power and make this fun, you could get two jars or containers and fill one container with something (pebbles, marbles, buttons, coins). This represents the grown up's jar. The grown up has had years of practise picking up things and tidying up for example and that is why their jar is full. Every time you pick up your toys off the floor, you can take one item from your grown ups' jar and put it into yours (this resembles the skill transferring from one jar to another) so that eventually it becomes engrained and the jar becomes full and the adult no longer needs to nag! Why don't you have a go at doing something like this at home?

### Diamond Power

- I can solve some problems with a little help and encouragement from adults.
- I try to solve some of my own problems using appropriate resources and strategies.
- I know where to find help if I need it.
- I can use what I already know in a new situation to solve problems independently.
- When faced with a problem, I can decide if it's best to solve it alone or with the help of others.
- When faced with a problem, I take responsibility for solving it.
- When faced with different problems I help others to see their responsibility in solving it.

### Home Learning Stars of the Week



A HUGE well done to all the children currently sending in their rainbow pictures, you are being very creative with these and next week we are going to show you some amazing photographs.

Well done to Bruno and Callum who played lots of games on Edshed this week – we hope it has helped with your spellings. Most of the class are joining in with Numbots now and Eva, Brooke and Mason have been spotted doing lots of maths learning this week! A big mention has to go to Zac B because he has been learning his times tables this week! We have had lots more of the class accessing Purplemash this week so that is fantastic! Don't forget to go into Minimash and take a look at the Minibeast pin on the front page because there are loads of activities there.

## Online Safety

In these unprecedented times, it is important for children and adults to consider online safety, particularly as children may be spending more time online completing work from home. In school we often talk about being SMART online (please see the poster below for more information). This week it would be great if you could discuss the SMART points as a family. Maybe children could have a go at creating their own SMART poster. There are also lots of online safety resources on Purple Mash under the 'computing' section. Here are some further links for children and parents which you may find useful.

<https://www.nspcc.org.uk/keeping-children-safe/online-safety/>

<https://www.thinkuknow.co.uk/>

