



# Home Learning



## Year 1 Week 1

Welcome to our first weekly update, Australia class. I hope you have all made a fantastic start to your home learning. I am missing you all loads and miss seeing your smiling faces each and every day but I am so proud of everyone's efforts in continuing the amazing learning at home. Keep it up! ☺

Below are some ideas for activities next week in your home learning. Tell me how you get on with it on our Purple Mash Class blog. I'd love to hear all about your learning!

Finally, thank you to everyone who has sent photos of you learning at home. I will start to include some of these in next week's newsletter to help us all stay in touch and see what everyone is doing. Photos can be an example of some of the learning you have been doing - if your child is included in the picture we will take this as you giving permission for me to share this photo. If you do not want your child's image shared please do not include it on any photos you send.

### English

I'd love to hear all about your first week of home learning. Write a list of everything you have been doing whilst you've been at home this week. When you've written it, you can type it or post a picture onto our class blog for me and your friends in class to read!

### Spelling

Practise these different Year 1 spelling words:

- saw
- once
- again
- Mrs
- Mr
- looked



You may want to practise them by drawing 'rainbow words' – write the word many times using different coloured pencils.

### Reading

Read The Bog Baby – a book on our reading spine. You may read it by yourself, ask an adult to help or listen to the audio book by using the link below. Next week I will be posting some questions about what you've read!

<https://www.youtube.com/watch?v=Pqz3YtCjMHg>

### Phonics

Keep practising your phonics. This can be done by:

- Phonics Play online – all resources are free during the school closures. Please use the **username: march20** and **password: home**
- Writing out all the phase 3 and 5 sounds and test your knowledge using these as flashcards – I have included a picture of our sound mat at the bottom
- Asking a family member to write out words and you can do a bit of digraph/trigraph spotting!


### Topic

Using this term's knowledge organiser (found on the website under class letters), tell your family all about Rosa Parks. You will have to explain what she believed in and what she did to change the world for the better!

### Maths

You could practise counting in 2's. Start by writing the numbers in the 2 x table on bits of paper. Get a family member to hide them around the house. Then go on a number treasure hunt. Once you have collected them all you can order them.

Write down all the number bonds to 10. Can you show these in drawings as well? (For example by drawing them in 10 frames). Once you have done this you could do all the number bonds to 20 too.



Don't forget, Numbots is an excellent resource for developing your fluency!

### Times tables

I have now set up each child on Times Tables Rock Stars. Everyone will have a times table to focus on such as 2 x table or 10 x table. This is something that we have touched upon in class but children may need a little support to begin with.

### Outdoor learning

If you are lucky enough to have access to an outdoor space, such as a garden, then why not try some of these great outdoor activities.



- Go on a minibeast hunt
- Make a bug hotel using the instructions below



- Build a den outside and enjoy the sunshine!

Then, draw pictures to order the events in her life. Can you write a sentence for each one to explain why that event was important to both her and others?

We have also been learning about different habitats this term. We have focussed on the rainforest and microhabitats. Why not create a piece of artwork of the different types of animals you might find in those habitats. We would love to see these on the blog too!

**Gem Power**



**Challenge**

Your Gem Power Challenge this week is to use your Ruby Power to carry out a random act of kindness. You may surprise a family member by offering to help them with something or you might even compliment them

**Home Learning Stars of the Week**











Each week I will be looking at our class blog, Purple Mash, EdShed spellings, Numbots and TT rock stars to spot my **'Stars of the Week'**. Well done to the 13 children who have already logged on to EdShed. A special mention should also go to the four children below who have completed the most games – **Archie, Arthur, Zachary and Ruby**. Well done! Also, in the last week, 7 children have logged onto Numbots and have improved their number facts knowledge! A shout-out goes to **Ben, Ana and Jayden** – you guys spent the most time on there! Great effort! I'm also pleased to see that 21 of you have logged on to Purple Mash over the last week. It has been great to see some of the 'to do's' I have set and I have enjoyed marking them – check your alert tab at the top of the page to see my comments.

Remember, we also sent out a letter last week with a range of resources to explore in your own time. We also attached this suggested daily timetable that follows our usual school timetable.

**Suggested daily activities:**

9.00 – 10.30	<b>TT Rockstars</b> (10 minutes) <b>Maths</b> (choose learning from Robin Hood Mat, Gareth Metcalfe live lesson (KS2) or white Rose Hub, or Purple Mash maths section (approx. 1 hour))
10.30-11.00	<b>Time to relax</b>
11.00 12.15	<b>Spelling shed/ Phonics Play (Y1)</b> (10-15 minutes) <b>Writing</b> Choose a writing activity from Robin Hood Mat learning project (approx. 1 hour)
12.15 – 1.15	<b>Lunch</b> – this is a great opportunity to practice lovely table manners!
1.15-1.45	<b>Reading</b> – reading a book (use Purple Mash – Serial Maths if you run out of reading material. Try to read a mixture of both fiction and non-fiction. Additional reading activities can be found on the Robin Hood Mat page))
1.45-3.15	<b>Wider Curriculum</b> – please use resources that class teachers have added to Purple Mash or choose an activity from the Learning Project section on the Robin Hood Mat page. Try the daily workout Joe Wickes at <a href="https://youtu.be/K6r99N3kXME">https://youtu.be/K6r99N3kXME</a> You can also follow the JIGSAW PSHE work we do at school - <a href="https://families.jigsawpshe.com/stuck-at-home/">https://families.jigsawpshe.com/stuck-at-home/</a> Password: Home

V v 	W w 	X x 	Y y 	Z z 	ch 	ar 	ee or 	oo 	th 	ure 
oa 	oi 	ng 	igh 	er 	ai 	ow 	ear 	air 	ur 	sh 
he she we me be was my you her all they										

ow 	ou 	ff 	ph 	ow 	wh 	oo 	ew 	ue 	ue 	j 	g 	dge 					
ai 	ay 	er 	ur 	ir 	zh(s) 	ee 	ea 	e_e 	ey 	y 	ie 	ar 	a 	al 			
ey 	ea 	a 	eigh 	oa 	oe 	o_e 	ow 	o 	or 	aw 	au 	al 	oor 	our 	ear 	eer 	here 
igh 	ie 	i_e 	y 	I 	i 	oi 	oy 	air 	ear 	are 	there 	ch 	ture 	tch 			

said have like so do some out come little one were there what when	oh Mrs their called people Mr looked asked could
---	---