



# Home Learning



## Year 3 Week 5

Welcome to your fifth weekly newsletter Year 3. Well done to all of you! You are continuing to make me immensely proud and I can see that you are all working really hard. I have loved looking at our blog this week and seeing all your fantastic work. You have all been really supportive of one another which has been breathtaking. Great work Europe Class! Thank you for continuing to make me smile and giggle despite the distance. I know that Mrs Mann and Mrs Foxall-Geiss have loved seeing this too.

Thank you to all of you that have been completing the work set and well done those of you that have been imaginative and creative whilst creating their own tasks.

Next week will be week 3 of term 5, so I hope you are ready to get on with your home learning again. Below, I have outlined a range of activities for you to do this week. Don't forget to go on Purple Mash, Spelling Shed and Times Table Rock stars. I often write tasks on the weekly blog for you to complete or contribute to so please keep an eye on this. I have started our purple mash unit of Emailing on there so keep an eye out for updates.

### English

For English, could you now write a letter from Mr Wormwood to Mrs Trunchbull describing his daughter, Matilda? Remember, Mr Wormwood does not like his daughter very much. See if you can include these words and phrases that I have magpied from the book.

'nothing more than a scab'

'ignorant little twit'

See if you can find any more in the text to add too.

Then have a look on the Bitesize daily lessons. These have some great ideas on how to improve sentence structure that can make your writing spectacular!

<https://www.bbc.co.uk/bitesize/articles/zm6wjhv>

### Spelling:

This week we are going to be looking at homophones. These are words that sound the same but mean different things and are spelt differently.

*An example: there, their, they're*

Here are some activities you can do with these words:

[https://www.purplemash.com/&tab/printable\\_resources\\_english\\_homophone](https://www.purplemash.com/&tab/printable_resources_english_homophone)

<https://www.twinkl.co.uk/resource/t2-e-216-homophones-worksheet>

<https://www.twinkl.co.uk/resource/t-l-5549-homophones-practice-worksheet-theyre-there-their>

I have also set you an assignment on this on Spellingshed.

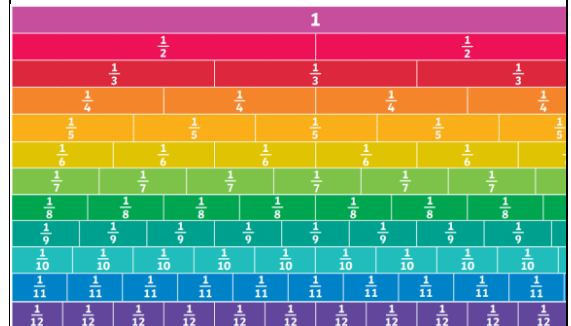
### Maths

Fractions!

This week we are going to be looking at comparing fractions. For this you may need to think about the equivalent fractions we looked at last week.

Also, a fraction wall is really useful for this.

For example, If I had  $\frac{1}{10}$ ,  $\frac{1}{2}$  and  $\frac{2}{3}$ . I could see that  $\frac{2}{3}$  is the largest and  $\frac{1}{10}$  is the smallest.



Start by making your own fraction wall (print out:

<https://www.twinkl.co.uk/resource/t2-m-1065-blank-fraction-wall-sheet> or video on how to create own:

<https://www.bbc.co.uk/bitesize/clips/z46pvcw>) I have seen students do this with lego or drawn with chalk)

Then complete the questions below:

## Reading

Read the third chapter of Matilda and look at breakdown in meanings. Pick out words you do not understand and try and think what they may mean. Use a dictionary and/or thesaurus to help you (this could be accessed online).

Write these words into your own sentences so that you can demonstrate that you know what they mean. For example;

*Word – rakish*

*Meaning: A rakish person or appearance is stylish in a confident, bold way.*

*My sentence: The man's coat swayed as he walked in a rakish fashion.*

If you do not have the book at home here is a link to the whole book, Chapter 3 is called 'The hat and the superglue'. (This will also help you with your English task)

<http://jssisdubai.com/Document/Uploaded/Matilda.pdf>

## Topic:

### Electricity:

<https://www.bbc.co.uk/bitesize/topics/z2882hv/articles/zcwnv9q>

Please create me a poster on what you learn from this video and the game below it. Can you notice anything in your house that produces any of these? Make your posters bold and eye catching.

On Purple Mash I have now sent you all an email and explained how to respond to these on our class blog so please have a look at that and reply to me during this week.

## Purple Mash:

### Emailing.

Communicating and Sharing :



Last week we discussed the different ways we can communicate with one another. This was great! We are now going to start looking into emails. On Purple Mash they have their own emailing platform where you can send and receive emails. I have sent you all an email with a question in it. I would like you to reply to my email and answer my question. As much as you can, please type these emails yourself so that you can practice your typing technique.

## Try it:

Order these fractions from the smallest.

$$\frac{3}{6} \quad \frac{1}{6} \quad \frac{5}{6} \quad \frac{2}{6} \quad \frac{4}{6}$$

Order these fractions from the biggest.

$$\frac{4}{12} \quad \frac{6}{12} \quad \frac{8}{12} \quad \frac{10}{12} \quad \frac{11}{12}$$

## Use it:

Order these fractions from the smallest.

$$\frac{7}{9} \quad \frac{3}{9} \quad \frac{9}{9} \quad \frac{1}{9} \quad \frac{4}{9}$$

Order these fractions from the biggest.

$$\frac{4}{4} \quad \frac{1}{2} \quad \frac{2}{3} \quad \frac{2}{4}$$

## Prove it:

- 1) Do you agree with Sophia? Explain your reasoning.



$\frac{1}{12}$  is smaller than  $\frac{1}{6}$ .



- 2) Two children are comparing fractions.

$$\frac{4}{6} \quad \frac{3}{6} \quad \frac{5}{6} \quad \frac{2}{6}$$



None of the fractions are equivalent to  $\frac{1}{3}$ .

I think that one of the fractions is equivalent to  $\frac{1}{3}$ .



Who do you agree with? Use a bar model to explain your answer.

See if you can challenge people at home to find a larger or smaller fraction than you. Good luck!

(This will also help you all with the compare and ordering fractions 2do on purple mash)

Reply



Delete



Report to teacher



Parents: At the moment, the children can only email me on this platform. Eventually the children will be able to email one another but all emails are filtered through me before sent to their recipient. . If the children click the **report to teacher** button this will alert me to the email if they feel uncomfortable or if someone has said something that makes them feel unsafe.

### Online Safety

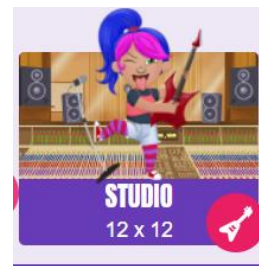
In these unprecedented times it is important for children and adults to consider online safety, particularly as children may be spending more time online completing work from home. In school we often talk about being SMART online (please see the poster below for more information). This week it would be great if you could discuss the SMART points as a family. Maybe children could have a go at creating their own SMART poster. There are also lots of online safety resources on Purple Mash under the 'computing' section. Here are some further links for children and parents which you may find useful.

<https://www.nspcc.org.uk/keeping-children-safe/online-safety/>

<https://www.thinkuknow.co.uk/>



### Times tables:



*Special well done to; Noah B, Justin, Chloe, Daniel, Ethan, Morgan, Ellen and Karla who all achieved a certificate last week on this.*

*Parents, if you email school I shall email these out to you so that you can see/print these.*

*This task will continue to be available for all of you to work on.*

This week please practice your 3 times table.

Create games, flashcard and test your family members. If you feel confident with this, think about your 30 times table (or your 300 times table)

### Wellbeing:

Please take the time this week to do something that makes you happy. Maybe you could create a postcard and send it to a friend, collect a rainbow of flowers on your daily walk or sing and dance to your favourite song. Whatever you do, do it with a smile 😊

Gem Power

Challenge



Your Gem Power Challenge this week is Diamond (solving problems).

There are some problems that we can solve on our own but it is often easier to get a grown up to do this for us such as leaving your toys on the floor, not doing your home learning or maybe not getting ready for bed time.

This week I would like you to work on your independence. Can you get ready to start your home learning without being reminded or asked by your parents? Can you get ready for bed and tidy your room?

Extra challenge: If you cannot tie your own laces... this is a perfect time to learn how to do this. Let's see how many of Europe Class can do this by the time we return to school.

Home Learning Stars of  
the Week



Each week we will be looking at our class blog, EdShed spellings and TT rock stars to spot our 'Stars of the Week'.


Well done to the 5 children who have logged on to EdShed this week. Well done to Chloe for completing 27 games this week!

Also, in the last week, 16 children have logged onto TT Rockstars and have improved their times tables knowledge! A shout-out goes to Ethan, Lily, Noah B and Justin – you guys have increased your time on there the most!

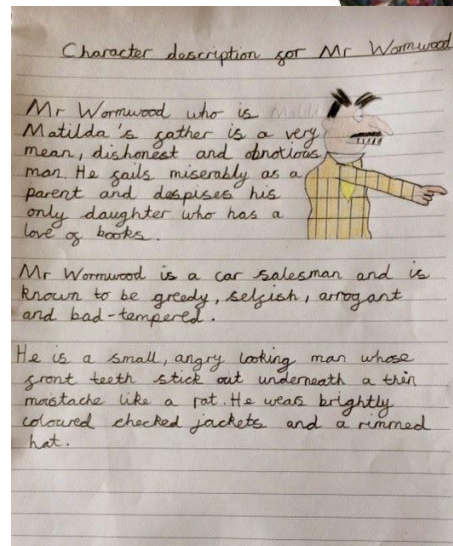
Challenge! : Last week I challenged you to improve the class' average time from 1 minute 33 seconds we are now on 2 minutes 10 seconds which is a great improvement! Keep it up!

A massive well done to Spencer and Lacie-Mae for their spectacular work this week - I am immensely proud of you both for what you are achieving at home.

Thank you to all those children who have contributed to the class blog. I have loved reading what you have been up to and seeing all your wonderful pictures. Below are my highlights from this week



Build an aeroplane with working propeller



## Electrical items in the home

By.....Emilia Stephenson



The item in the house that use electricity are toasters, the toasters plugs into the wall with a three pin plug

The toasters make bread into toast. I no when the toasters is on because the socket has a on and off swich.

My lap top is electricity and it uses a plug to charge

i use the lap top to do purple mash

i know my lap top is on as the screen has pictures on it of me and my brother.

My toy car uses electricity it has lots of batteries it does not plug into the socket .

my car drives around the garden when i use the remote

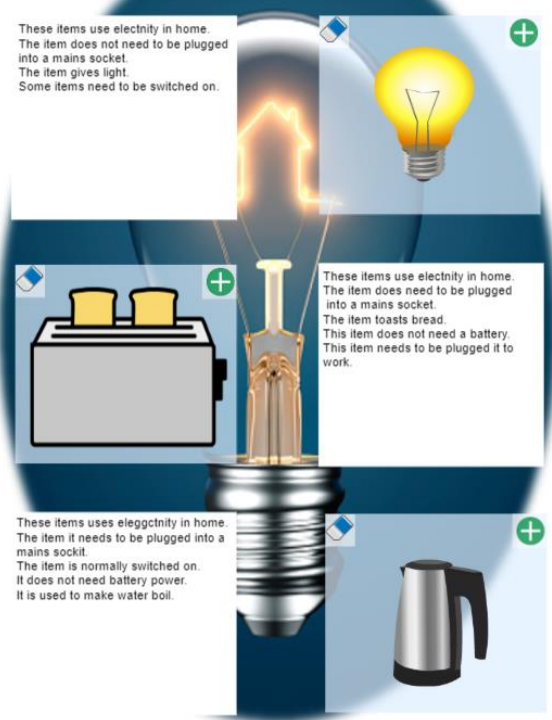
i know when it is on because when i use the remote the car moves.





## Electrical items in the home

By Sarah-Leigh



These items use electcity in home. The item does not need to be plugged into a mains socket. The item gives light. Some items need to be switched on.

These items use electcity in home. The item does need to be plugged into a mains socket. The item toasts bread. This item does not need a battery. This item needs to be plugged it to work.

These items uses eleggctnity in home. The item it needs to be plugged into a mains sockit. The item is normally switched on. It does not need battery power. It is used to make water boil.

