



# Home Learning





## Year R Week 6

Hello everyone in the Antarctica class family! You never cease to amaze us. Look at all the rainbow art coming in this week! Hermione painted one with a pastry brush, Chloe used clothes, Sarina used toys, Zac got busy with the chalk and Brooke made a rainbow from all the sticks she has collected on her walks.

Thank you so much for engaging with the minibeast topic this week. Bruno is one of many who sent in some wonderful photographs of the bugs they found in their garden. He sent in this beautiful photograph of a shield bug. Ivy made a butterfly feeder and is hoping to attract some butterflies into her garden and if you head over to Purplemash you will see more bug pictures from Hermione.

Chloe turned five last week, Kayden is now the proud owner of a tortoise, Chloe has baby rabbits and Jemima was really clever and painted this gorgeous apple tree on Purplemash. Sarina got busy making flower fairies, Zach and many others got their doubling work done and Oli discovered he liked butter! What a busy and varied week you have all had! We have been busy too and it was good to catch up with you all by telephone this week to hear your news.

We hope you have a good week next week everyone and remember, do what suits you and your family.




**Next week's challenge** will help you feel calm and rested and hopefully you will enjoy this activity as much as we do. Ask a grown up to put some relaxing music on (we have the link here of the music we play in class when we want to concentrate <https://www.youtube.com/watch?v=Ugl-uvIZBFk>). Turn off the television and keep your tablet and phones away from the table. Colour in a mandala picture carefully and as you colour in to the relaxing music see if you can focus quietly on colouring inside the lines. Take your time, this is not a job to be rushed. Someone in your family might like to do it with you? <https://colormandala.com/>



## Writing

- ★ Read Together
- ★ Talk Time
- ★ Rhyme Time
- ★ Ladybird Words
- ★ Let's Pretend
- ★ Ready, Steady, Write
- ★ Out and About
- ★ Let's Get Creative



<https://www.talk4writing.co.uk/wp-content/uploads/2020/04/Reception-Unit.pdf>

<https://soundcloud.com/talkforwriting/mavis>



Sarina's fabulous map on the left and Alexander also doing his story map on the right!



This week we would like it if you could:-

- Follow Mavis' instructions to make a magic potion. Rather than use spiders, could you put something inside the jelly that you can eat, like jelly tots? (p18)
- Use tweezers to see if you can take out the items that you put in the jelly. This is really tricky but so much fun. (P19)
- Read the fact files on P21 and P22 and then make your own fact file for a bug you have found outside.

Next week, we will explore further parts of the books together.

## Physical Development

A new resource for you which we will be trialling in class when we go back <https://www.activekidsdobetter.co.uk/active-classroom>. We've had great fun trying this out. See how you get on.

Use the videos to model the movements, then have a go! You can use them on their own or mix and match for any period of time.



## Maths

Some doubles problem solving for you all to try and solve at home. Use objects in the house to help you work out the answers (buttons, blocks, lego, coins, milk bottle tops, counters).

### Solving Problems - Doubling

Home Learning Challenges

If a ladybird has 4 spots on one side and 4 spots on the other side, how many does she have in total? Double 4.




Collect 9 sticks. If you found 9 more, how many would you have altogether?



Collect 3 leaves outside. Collect 3 more. How many do you have altogether?




Draw 7 caterpillars on a large leaf. Double the amount. How many caterpillars are there in total? Draw all the caterpillars and count them to check.



Jordan made 6 cupcakes for her class, but she needs to make more. There are double that number of children in her class. How many cupcakes does she need in total? Can you make that many cupcakes?

Some preschool children visit your class for an afternoon. There are usually 10 children in your class but today there are double that amount. How many children are there altogether?



## Handwriting

Well done for trying really hard with this last week. Here are some of you doing y our handwriting.



Sapphire power shining as we focus with our writing.



## Topic

This week's topic activity is written in the Writing section of this newsletter – the fact file. If you wanted to make a minibeast to go with your fact file, here are some fun suggestions.



Some great videos can be found here if you want to see some minibests close up.

<https://video.nationalgeographic.com/video/short-film-showcase/00000164-13fe-d652-abe4-77fdee70000>

## Phonics/Reading



[https://www.youtube.com/channel/UCP\\_FbjYUP\\_UtldV2K\\_niWw/featured?disable\\_polymer=1](https://www.youtube.com/channel/UCP_FbjYUP_UtldV2K_niWw/featured?disable_polymer=1)

Remember to tune in to next week's phonic lessons and remember that we have posted a little flashcard activity on the Purplemash Shared Blog (Mrs Kelly's phonic flash cards)




Well done Alexander! Keeping up with the phonics with Jess at home – great work!

This week's Oxford Owl book suggestion is **An Odd Bug** and **The Rocket Flight** (recapping on sounds taught in the above phonics lesson)

[www.oxfordowl.co.uk](http://www.oxfordowl.co.uk)

class login: manorprimary123  
password:Reception1!



## Gem Power Challenge



How is the Diamond power going at home? Making any progress? Winning some objects out of the grown ups' jar? Keep it up as it may take a while to fill your jar.

Next week we would like you to think about Topaz power. This is something we are always promoting in school because it encourages you to push your ideas and challenge your thinking. It is very easy to just accept an answer or an idea but do you really understand what you are being told? When we do guided reading we have lots of opportunities to use this topaz power. You might like to develop this skill at home by reading some news with an adult. These websites are aimed at children and contain appropriate news from around the world <https://live.firstnews.co.uk/> or <https://www.twinkl.co.uk/newsroom>.

### Topaz Power

- I can talk about my learning and share my ideas.
- I can answer questions about what I have learnt.
- I can ask questions to find out more.
- I can explain how I have done something in my learning.
- I can think creatively when solving problems.
- I can think logically and analytically.
- I have the confidence to respectfully challenge the ideas of others.
- I can use high level questions to provoke deeper thinking.
- I can evaluate how effective different strategies were and apply these in different contexts when I am stuck.

